

# Anti-Vibration Bracket for A/C Equipment

Anti-Vibration Bracket for A/C Equipment Piping

## SC Keep Y Bracket

Single-Sided Type

PAT.P

Optimal for preventing vibration of ducts, channels, angles, racks, etc.!  
Can be installed to existing bolts!

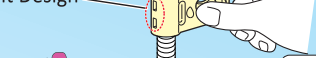
Environmentally Friendly  
Plating Compliant with  
RoHS Directives

**Feature 1:**

Just Pinch to Close!  
Easy Insertion!

Our original "Slit Design" allows for bolts and nuts to be attached temporarily without having to use any tools!

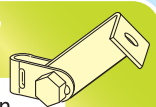
Slit Design



Difficult to tighten nuts when the main body is open...

**NEW!**

Initial Installation  
(Round Opening) Type



Retrofit Type

**Feature 3:**

Possible to Retrofit!  
Simple Installation!

This open type allows for easy attachment and detachment of anti-vibration threaded rods! The exclusive washer prevents threaded rod detachment!

Side Bracket

Exclusive Washer

**Feature 4:**

Rotation Prevention Function!

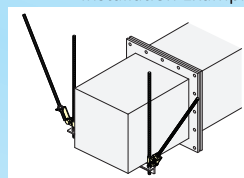
The raised portion of the main body prevents the bolt from rotating when tightening the nut.

**Feature 2:**

Easy Adjustment!  
Sufficient Clearance for Threaded Rods!

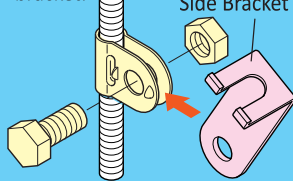
Anti-vibration threaded rods and main body bolts do not interfere with each other.

Installation Example

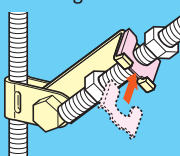


Installation Process

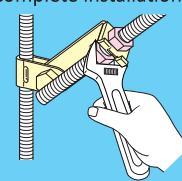
(1) Pinch the main body and attach the bolt/nut to the side bracket.



(2) Insert the anti-vibration threaded rod and the exclusive washer at the location shown in the drawing.



(3) Tighten the top and bottom double nuts to complete installation.



**KYA-S** SC Keep Y Bracket (Single-Sided Type) For Retrofitting

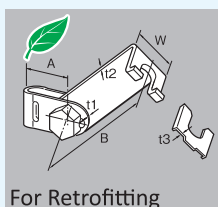
PAT.P

**KYS-S** SC Keep Y Bracket (Single-Sided Type) For Initial Installation


PAT.P



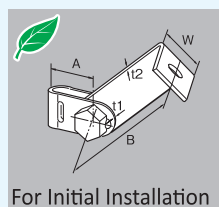
For Retrofitting



For Retrofitting



For Initial Installation



For Initial Installation

- The Keep Y bracket KYA3-S is an anti-vibration bracket for W3/8, and KYA4-S is for W1/2.  
 ⚠ Do not reuse a product that has already been installed once.  
 ⚠ Do not repeatedly open/close the main body.  
 ⚠ Keep in mind the installation direction of the bolt, nut, and side bracket.  
 ⚠ The exclusive washer must be used for the Keep Y bracket for retrofitting.  
 - The number in the parentheses for quantity indicates the quantity in the box.  
 - The number in the parentheses for sheet thickness (t1) is for stainless steel products.

For Retrofitting

Material	Unichrome (U)	Stainless Steel (S)
Model No.	KYA	S-KYA

Model No.	Compatible Threaded Rod	Size						Quantity				Delivery Date Confirmation	
		A	B	t1	t2	t3	W	Main Body	Bolt / Nut	Exclusive Washer	Anti-Vibration Nut	U	S
KYA 3-S	W3/8	25	57	1.5(1.2)	2.5	1.0	25	128(16)	128(16)	128(16)	W3/8 256(32)		
KYA 4-S	W1/2	32	54	1.5	2.5	1.2	32	80(10)	80(10)	80(10)	W1/2 160(20)		

For Initial Installation

Material	Unichrome (U)	Stainless Steel (S)
Model No.	KYS	S-KYS

Model No.	Compatible Threaded Rod	Size					Quantity			Delivery Date Confirmation	
		A	B	t1	t2	W	Main Body	Bolt / Nut	Anti-Vibration Nut	U	S
KYS 3-S	W3/8	25	57	1.5(1.2)	2.5	25	128(16)	128(16)	W3/8 256(32)		
KYS 4-S	W1/2	32	54	1.5	2.5	32	80(10)	80(10)	W1/2 160(20)		